

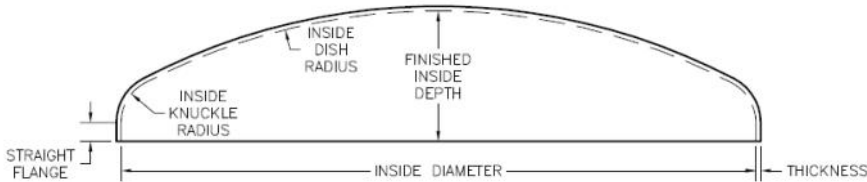
Head Types



LETco

851 N Belcrest | Springfield, MO 65802
 sales@cmc-letco.com | cmc-letco.com
 Phone: (417) 831-1528 | Fax: (417) 831-1578

FLANGED AND DISHED

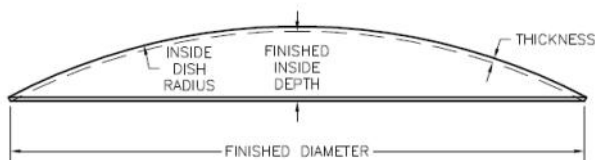


Type	Dish Radius	Knuckle Radius	Straight Flange ^A
Standard F&D	100% of ID	ID < 24" = 1" ID < 144" = 2" ID > 144" = 3-1/2"	1"
Shallow F&D	150% of ID	ID < 24" = 1" ID < 144" = 2" ID > 144" = 3-1/2"	1"
ASME F&D	100% of ID	6% of ID (min)	1-1/2"
90:8 F&D	90% of ID	8% of ID (min)	1-1/2"
80:10 F&D	80% of ID	10% of ID (min)	1-1/2"
2:1 Elliptical ^B	Varies	Varies	1-1/2"

A—May be subject to minimum 3x nominal thickness

B—2:1 elliptical head finished inside depth (not including straight flange) to be 25% of inside diameter. Approximate equivalent F&D for a 2:1 elliptical is 87.5% of ID for DR, and 16.67% of ID for KR

DISHED ONLY



Type	Dish Radius	Knuckle Radius	Straight Flange
Dished only ^C	Varies, typically 100% of diameter	N/A	N/A

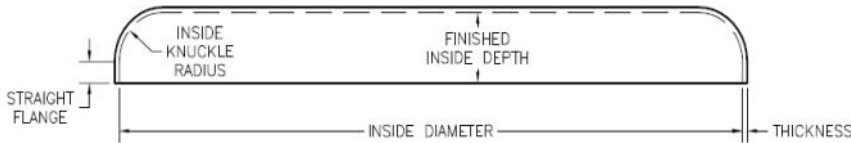
C—Dished only heads can be sold as "outside diameter" only

Head Types



851 N Belcrest | Springfield, MO 65802
 sales@cmc-letco.com | cmc-letco.com
 Phone: (417) 831-1528 | Fax: (417) 831-1578

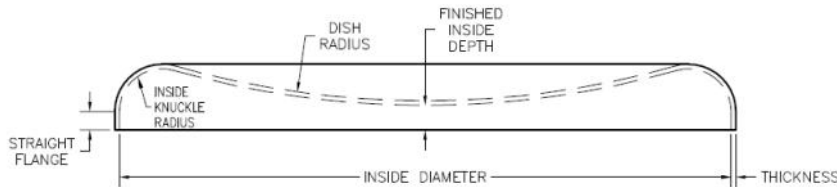
FLANGED ONLY



Type	Dish Radius	Knuckle Radius ^D	Straight Flange
Flanged only	N/A	ID < 24" = 1" ID < 144" = 2" ID > 144" = 3-1/2"	1"

D— Optional knuckle radius is available for certain material thicknesses

REVERSE FLANGED AND DISHED



Type	Dish Radius	Knuckle Radius ^E	Straight Flange ^F
Reverse Flanged and Dished	150% of ID	ID < 24" = 1" ID < 144" = 2" ID > 144" = 3-1/2" ASME—6% of OD (min)	1"

E—Optional knuckle radius is available for certain material thicknesses

F—May be subject to minimum 3x nominal thickness

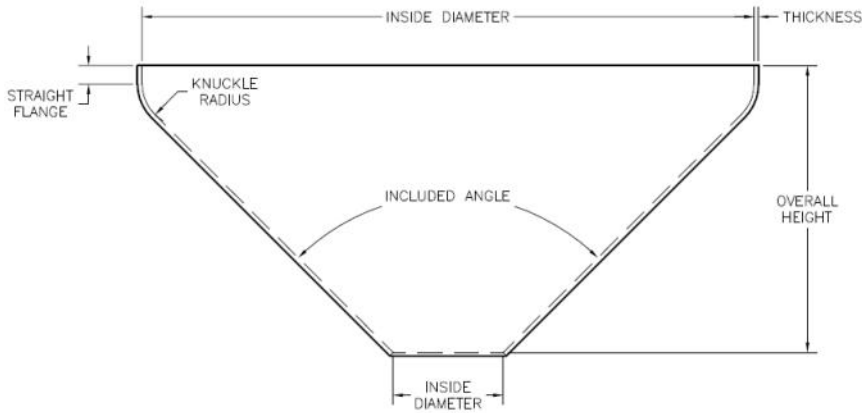
Head Types



LETCO

851 N Belcrest | Springfield, MO 65802
 sales@cmc-letco.com | cmc-letco.com
 Phone: (417) 831-1528 | Fax: (417) 831-1578

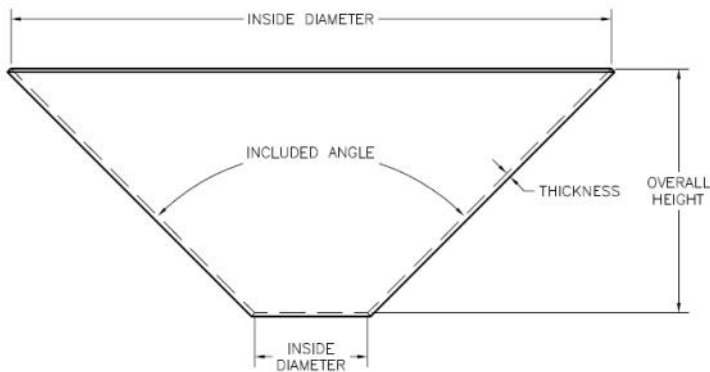
TORICONICAL



Type	Included Angle	Knuckle Radius	Straight Flange ^l
Toriconical ^H	Varies	Varies	1"

H— Must specify both large and small ID. Small ID must be greater than 1-3/8"
l— Straight flange may be dependent on forming max height and may be subject to minimum 3x nominal thickness

CONICAL



Type	Included Angle	Knuckle Radius	Straight Flange
Conical ^j	Varies	Varies	N/A

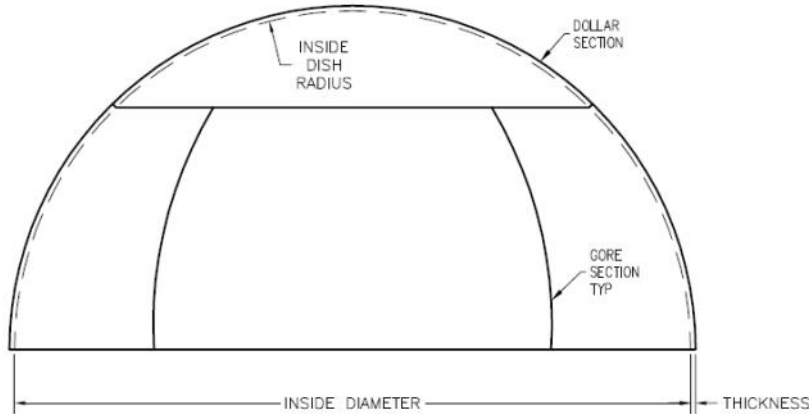
J— Must specify both large and small ID. Small ID must be greater than 1-3/8"

Head Types



851 N Belcrest | Springfield, MO 65802
 sales@cmc-letco.com | cmc-letco.com
 Phone: (417) 831-1528 | Fax: (417) 831-1578

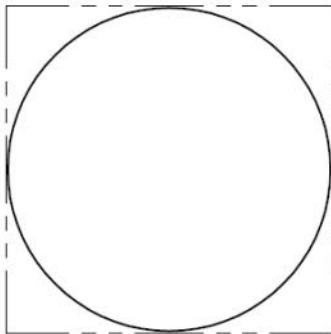
HEMISPHERICAL



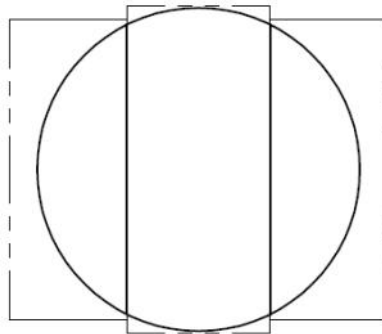
Type	Dish Radius	Knuckle Radius	Straight Flange
Hemispherical ^K	50% of ID	N/A	N/A

K— Dollar section not required for non-ASME code heads. Seamless construction is not available for this style of head.

HEAD LAYOUTS



Single piece blank (seamless)
 Does not contain any weld seams.



Multi-piece blank (welded)
 May contain one or more weld seams.
 May require radiography (x-ray) if 85% joint efficiency is used in calculations.

To learn more

Visit our website: www.cmc-letco.com
 Call us: (417) 831-1528
 Email: sales@cmc-letco.com